

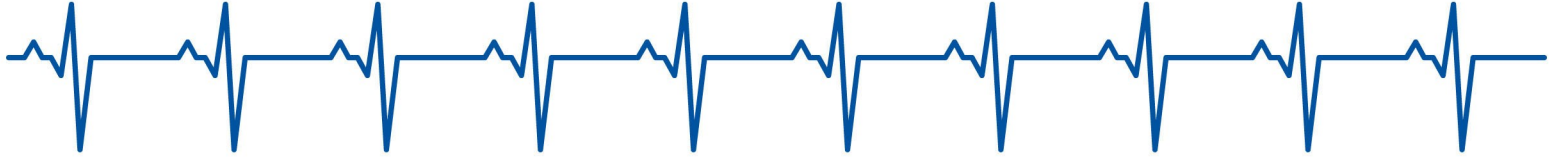


# The Patriot Pulse




## Tri-Village Local Schools

September 2017



Tri-Village Community,

The Ohio Department of Education recently released the 2016-2017 State Report Cards for Ohio's 608 school districts. The report card is intended to give the public a snapshot of how our district and individual buildings are performing using letter grades A-F to rate various measures under six broad categories: Achievement, Progress, Gap Closing, Graduation Rate, K-3 Literacy and Prepared for Success. The data outlined below displays just the second year of the report card using consistent assessments and standards.



### Definition of Report Card Components:

- **Achievement**
  - Represents whether all student performance on state assessments met established thresholds. The percentage threshold was increased to 80%.
- **Graduation Component**
  - Looks at the percent of students who are successfully finishing high school with a diploma in four or five years.
- **Progress Component**
  - Looks closely at the growth that all students are making based on past performances. An "A" indicates that the student population as a whole made more than a one year's worth of growth. A grade of a "C" indicates students made one year's growth.
- **Gap Closing Component**
  - Reports whether each subgroup (by race, economics, disability, etc.) narrowed the achievement gaps when compared with the student body as a whole.
- **K-3 Literacy Component**
  - Measures what percentage of struggling readers get back on track to proficiency by the third grade. The literacy component only looks at students who are "at risk" and does not factor in students meeting or exceeding literacy expectations.
- **Prepared for Success Component**
  - Tries to measure how well prepared students are for the future, via ACT/SAT scores, honors diplomas, industry credentials and participation in college credit bearing programs.

The history of the Tri-Village Local School District state report card has illustrated that our students, staff, parents and community have been able to meet and exceed expectations once the Ohio Department of Education bestows clear targets and testing measures remain consistent over a period of time. Past results indicate students and staff have excelled in meeting increased expectations and adjusting to the frequent changes. For example, in the first year that districts received what we now deem the State Report Card, the district earned a rating of "Continuous Improvement". Over the course of time, the district earned a rating of "Effective" and eventually produced an "Excellent" rating. Beginning in 2012-2013 the state began to alter the report card format while embracing new standards and designing new assessments. In fact, school districts in Ohio have now taken three different assessments in four years (2014- Ohio Achievement Assessments, 2015-The Partnership for Assessments of Readiness for College and Careers, 2016-2017- American Institutes for Research) and as a result the grades reflect a system in transition. As mentioned above, 2016-2017 marks just the second year of the report card using consistent measures.

<u>District Report Card Grades</u>	<u>Elementary Building Highlights</u>	<u>JH/HS Building Highlights</u>
Achievement- Grade: D	Performance Index- Grade: C	Performance Index- Grade: C
Graduation Rate- Grade: A	Overall Value Added- Grade: A	4 Year Graduation Rate- Grade: A
Progress (Value Added)- Grade: B	Gifted Value Added- Grade: B	Overall Value Added- Grade: A
Gap Closing- Grade: F	Lowest 20%	Gifted Value Added- Grade: A
K-3 Literacy- Grade: C	Value Added- Grade: C	Lowest 20%
Prepared for Success- Grade: D	Students with Disabilities	Value Added- Grade: A
	Value Added- Grade: C	Students with Disabilities Value Added- Grade: A

For the **complete** report card that includes more details and explanations for each graded component, please visit the Ohio Department of Education website at [reportcard.education.ohio.gov](http://reportcard.education.ohio.gov).

The Ohio Department of Education has increased the expectations and rigor of the assessments that our students must take. As highlighted above, the Tri-Village Local School District will examine the data provided by the report card and dissect it to identify strengths and areas needed for improvement. While informative, the district recognizes that many of the report card indicators are solely based on tests given on a specific day during a specific time as a result does not truly provide the entire picture of a child's learning experience in our district nor does it define the district as a whole.

As we take time in the coming weeks to reflect, we will seek ways to improve and celebrate our successes. We will continue to grow stronger as a team and overcome any hurdles placed in our way. This is the **Patriot Way**...it starts and ends with the best team of educators, support staff and families around!

Respectfully,

*Josh Sager*

Superintendent

[www.tri-village.k12.oh.us](http://www.tri-village.k12.oh.us)

We encourage you to visit our website on a weekly basis to keep up to date on all the happenings at TVLSD. Please take some time to familiarize yourself with our main webpage which includes important information for you and your students. Please click on and complete the Parent Contact Form. We will be transitioning to an e-newsletter in the near future. If you would like to have it emailed to you, please simply fill out the google form on our home webpage.

## 2017-2018 GOALS

### District

#### The District will have:

1. 100% of all students scoring above the cut score for meeting the 3<sup>rd</sup> grade reading guarantee.
2. 80% of 8<sup>th</sup> grade math students scoring proficient or above on the 8<sup>th</sup> grade math test.
3. 90% of all 9<sup>th</sup> grade students successfully earn Algebra I and English 9 credit.
4. 93% of all first year 9<sup>th</sup> grade students pass 6.5 high school credits which include one math, science and language arts.

#### Instructional Practices Goals:

1. Teachers will engage each student, congruent with building level expectations, in a high quality project based learning experience(s).
2. During this academic year each teacher will engage their students in at least two Career Connection experiences that relate to the content being taught.
3. Each teacher will assign and evaluate two non-fiction writing samples of every student. One should be completed each semester.

### Junior High/High School Grades 7 - 12

#### Building Goals

##### 1. Achievement

- a. End of Course (EOC) – Increase % scores by 10 % over previous year, or 80%.
- b. Measures of Academic Progress (MAP) – set individual goal of increasing scores by 10% between test 1 and test 3.
- c. ACT – increase the number of students who attempt the ACT.

##### 2. Growth

- a. Google – Each teacher complete a unit using the Google platform in some way.
- b. Parent Involvement – Increase numbers at Parent Teacher Conferences by 25%. Increase PTC to reach 80 families in the first PTC and then 110 in February.
- c. Attendance – Each class grades 7-12 achieve an attendance rate of 96% or higher.

### Elementary School Grades K - 6

#### Building Goals


##### 1. Achievement

- a. 100% of students will be proficient on the 3<sup>rd</sup> Grade Reading AIR Test.
- b. 85% of students will be proficient on the 3<sup>rd</sup> grade Math AIR Test.
- c. 85% of students will be proficient on the 4<sup>th</sup> – 6<sup>th</sup> grade Reading & Math AIR Test.

##### 2. Growth

- a. Building Level score of an A on Value Added.
- b. Score of a B or higher on K-3 Literacy.
- c. 100% of students will meet a year's worth of growth according to Measures of Academic Progress (MAP).

## Unmask Your Patriot Pride

Dress Up Days		Activities	When & Where	Cost
10/2	'Merica/Hick Day			
10/3	Class Colors	Clash of the Classes	7:00 pm FB Field	One canned good
10/4	Opposite Day	Powder Puff Game	7:00 pm FB Field	One canned good
10/5	Throwback	Parade & Bonfire	7:15 pm Parade	Bonfire to follow
10/6	Patriot Day	Crowning Ceremony	7:00 pm FB Field	\$6.00
10/7		Dance	8 - 11 pm Elementary Gym	\$10.00/Single \$15.00/Couple

Capturing Tradition one  
Snapshot at a Time

The 84th Annual Community & School Fair will be held on Saturday, October 7, 2017. For more information please contact the School Fair Committee.